LC90W350-700

Constant Current Driver

Model: LC90W350-700

Model	Output Current	Input Current	Input Power	Output Power Range	PF	Efficiency	Output Voltage	No load Voltage
LC90W350-700	350mA	0.6A	105W	59.85-89.95W	0.95	90%	171-257V	300V
	500mA			60-90W			120-180V	
	700mA			59.5-90.3W			85-129V	

*** Test result @230V, 50Hz, Full Load.**

1. Parameters

category	Item	Technical Norm
Features	Output Type	Constant Current
	Output Features	Non-Isolation
	IP Grade	IP20
	Insulation Class	Class I
Input	Rated Input Voltage	220-240VAC
	Range of Input Voltage	176-264VAC
	Range of DC Input Voltage	176-280VDC
	Frequency	50/60Hz
	Input Current	≤0.6A
	Input Power	≤105W
	Power Factor	≥0.95 (230VAC，full load)
	THD	≤15% (230VAC，full load)
	No-load Power Consumption	≤0.5W @230VAC
	Inrush Current	≤60A/100us (230VAC，full load)
	Connected quantity of 16A Breaker	8pcs/type B ;13pcs/type C
Output	Output Voltage	171-257V 120-180V 85-129V
	No Load Voltage	300VDC Max.
	Output Current	350mA -500mA-700mA
	Max. Output Power	90W
	Efficiency	≥90%
	Current Ripple	±3% (Imax-Imin) / (Imax+Imin)
	Current Accuracy	±5%
	Start up Time	≤0.5S (230VAC，full load)
Protection	Input Over Voltage Protection	Input voltage>380Vac,Driver will stop working and

KGP Electronics GmbH
Hueckstraße 19
DE-58511 Lüdenscheid

		Auto Recovery
	Short Circuit Protection	Auto Recovery
	Overload Protection	Auto Recovery
	No-load Protection	Auto Recovery
	Insulation voltage	1500V 5mA 60S between P-E
	Insulation resistance	>100M ohm @ 500VDC
	Leakage current	< 250μA, I/P to PE @230V input
Environment	Ta/Operation Temperature	-25….+50℃
	Ts/Storage Temperature	-40….+80℃
	Tc/Enclosure Temperature	80℃
	Humidity	10%....90%RH
	Atmosphere	86-108KPa
Construction	Connection Method	Push-in Terminal
	Installation	Build-in
	PRI Wire preparation	0.75-1.5□
	SEC Wire preparation	0.5-1.5□
	Dimension	250*30*21mm (L*W*H)
Standards	Certification	complied to CE
	Safety Standards	EN61347-1:2015,EN61347-2-13:2014/A1:2017,EN62493:2015, AS/NZS IEC61347.2.13:2013, AS/NZS 61347.1:2016 Inc A1
	EMC Standards	EN55015:2013/A1:2015,EN61000-3-2:2014, EN61000-3-3:2013,EN61547:2009
	Performance	EN62384
	Surge	L-N/2KV (L/N)-PE/2KV
Others	RoHS	complied to 2011/65/EU
	Life Time	50000h @ Ta/Tc
	Warranty	5years , F.R. < 10000ppm

Remark: 1.All Parameters, if not specified, are measured at 230VAC/50Hz and 25℃ ambient temperature.
2.LED Driver is a component of the luminaires, Luminaires and wire layout will affect the EMC, please check the EMC with end products again.

2. Label

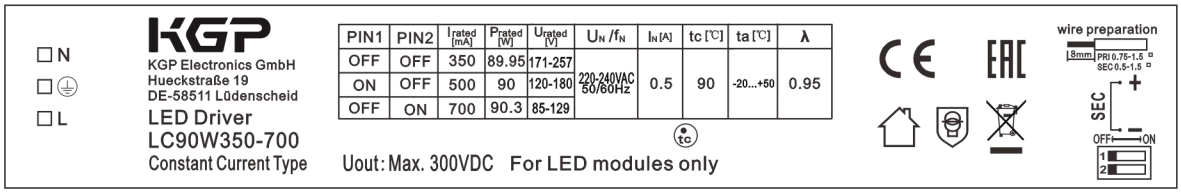

KGP Electronics GmbH
Hueckstraße 19
DE-58511 Lüdenscheid

3. Dimension (Unit: mm)

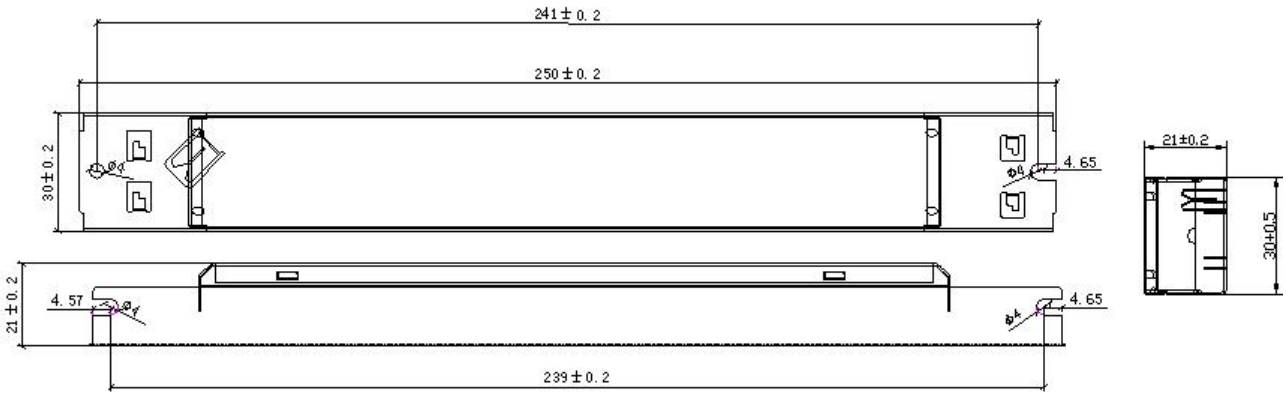

4. Block Diagram

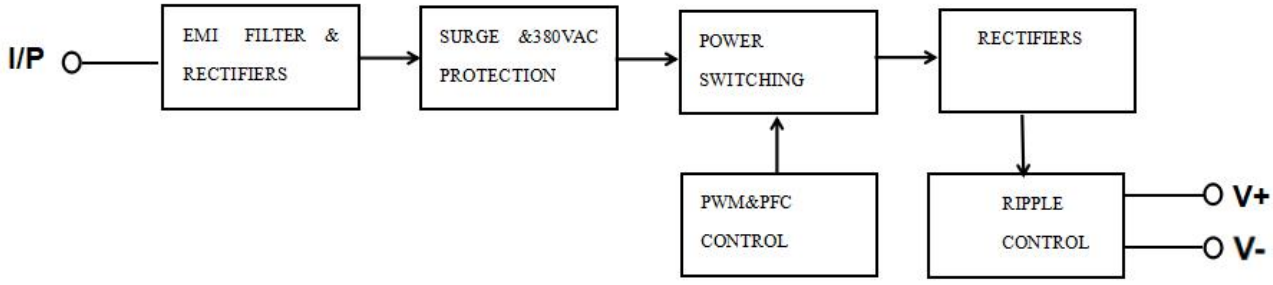

5. Packing information

Carton L*W*H(mm)	Pcs/Carton	Net weight/ Pcs(kg)	Net weight/ Carton(kg)	Gross weight / Carton(kg)
410*270*190	60	0.23	13.8	14.36

6. Wiring Diagram

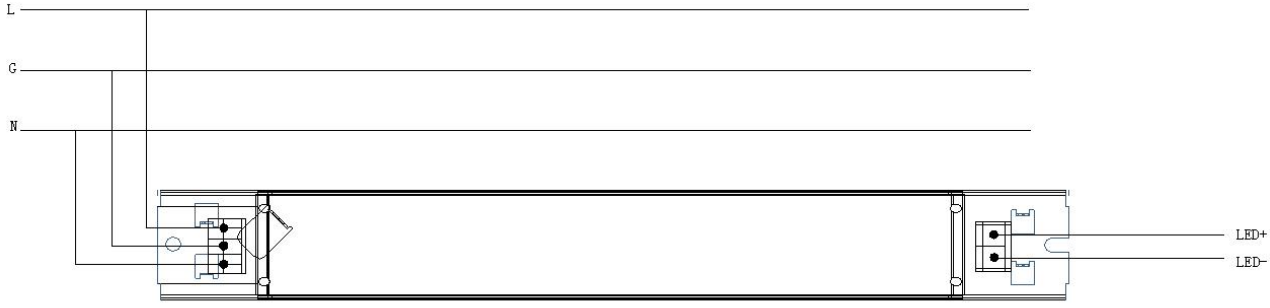

KGP Electronics GmbH
Hueckstraße 19
DE-58511 Lüdenscheid

7. Wiring instructions

• All connections must be kept as short as possible to ensure good EMI behaviour

• Mains leads should be kept apart from LED Driver and other leads (ideally 5 – 10 cm distance)

• Advice the maximum length of output wires is 3 m

• Secondary switching is not permitted（Except for constant voltage）

• Incorrect wiring can damage LED modules.

• The wiring must be protected against short circuits to earth (sharp edged metals parts, metal cable clips, louver, etc.)

Fig. A:LC90W350-700

KGP Electronics GmbH
Hueckstraße 19
DE-58511 Lüdenscheid